

## Plantview.cloud

This chapter explains how to setup a project to work with Plantview.cloud.

### Note:

To use Plantview.cloud you first need to set up Storage in the Administration section (Guide 13).

To use Plantview.cloud an internet connection is required.

### Contents

- 1. Plantview.cloud Overview ..... 1
- 2. Prerequisites ..... 2
- 3. Set up a Project for Plantview.cloud ..... 2
- 4. Usage ..... 3

### Use Plantview Administration

#### 1. Plantview.cloud Overview

Plantview.cloud is a cloud extension of the Plantview Workspace.

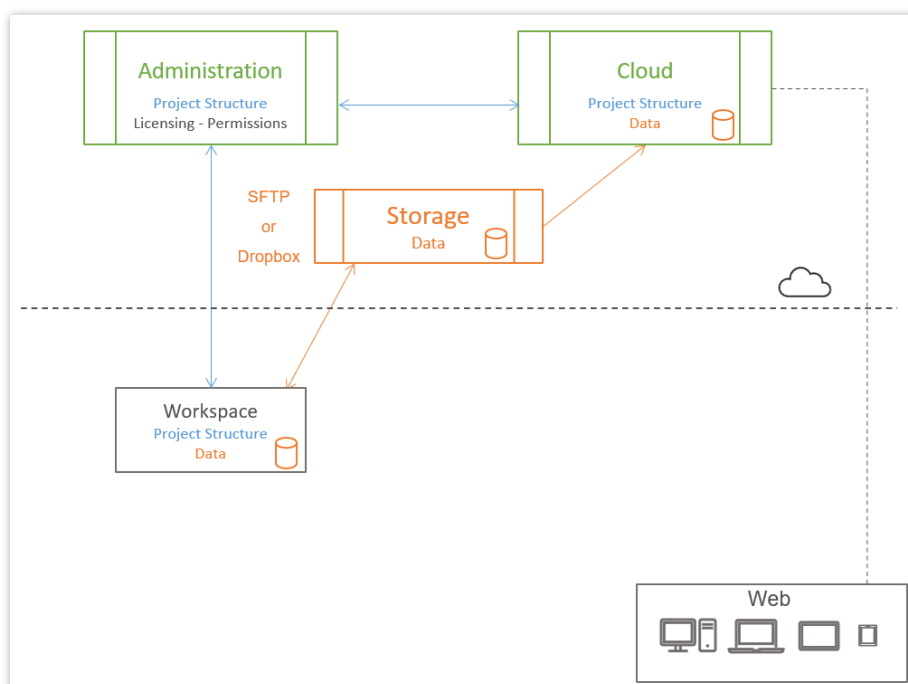
If activated, you can securely share a virtual tour on the cloud.

Your own storage (SFTP or Dropbox) must be configured and be active.

Data will automatically be synced securely from your storage to the Plantview Cloud internal space.

Plantview.cloud uses optimized compression algorithms to enhance performance and space requirements.

5 Gb of internal space is adequate to support approximately 1150 panoramas or still images (25 megapixels).



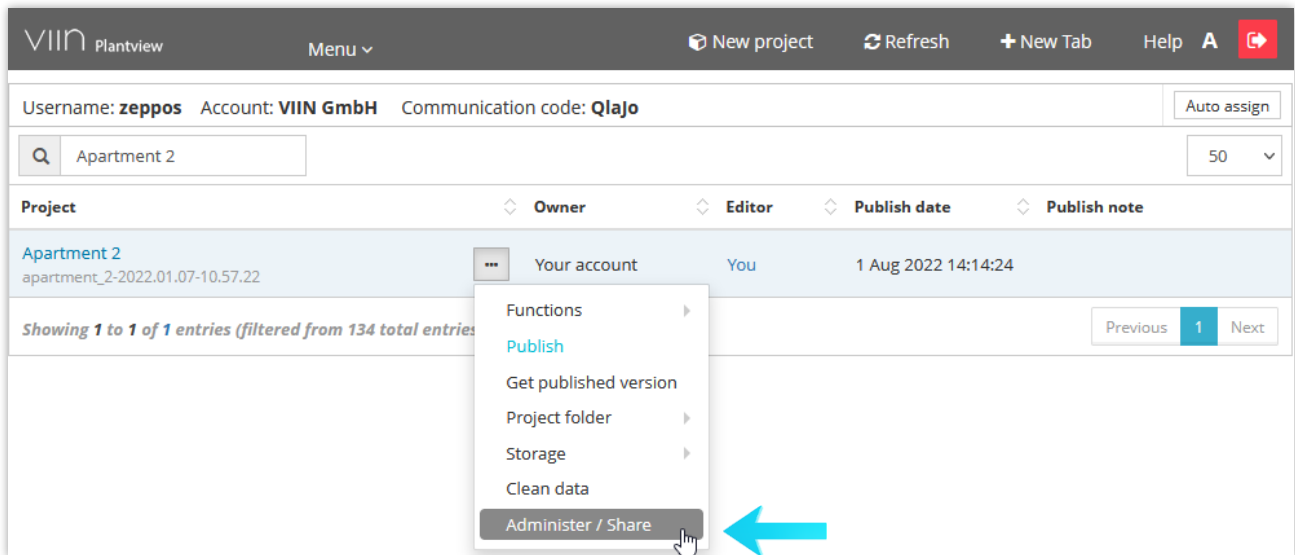
## 2. Prerequisites

- Publish your project structure to the Administration Server.
- Upload the data to Storage (Guide 14).

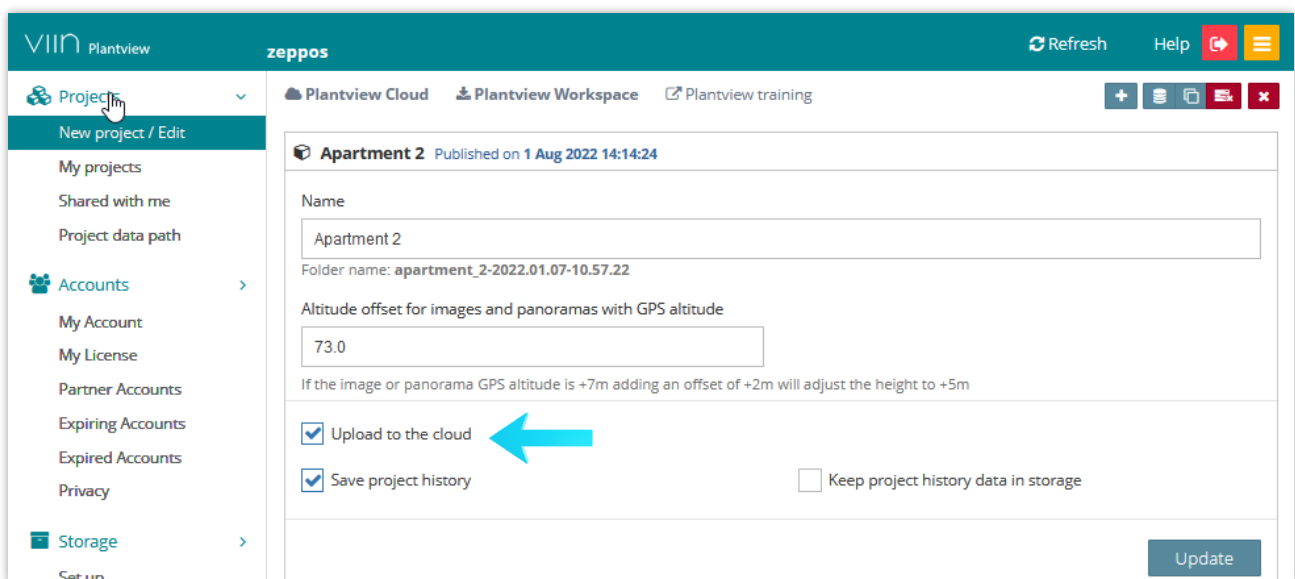
## 3. Set up a Project for Plantview.cloud

Go to **Administer/Share** to enter the Administration section.

You can also access Plantview Administration by directly visiting [www.plantview.de](http://www.plantview.de).



Activate “Upload to the cloud”



#### 4. Usage

Plantview Workspace functionality varies depending on the platform used.

	Windows app	Cloud Desktop	Cloud Mobile
Manage data (analyze/add / remove)	✓	-	-
Storage management (upload / download)	✓	-	-
Project Import / Export	✓	-	-
Edit Project Structure	✓	✓	-
Place Elements including placeholders	✓	✓	✓
Virtual Tour	✓	✓	✓
View Scans, Panoramas, Images, PDF	✓	✓	✓
Place Hotspots in Scans, Panoramas, Images, PDF	✓	✓	✓
Run Plantview supported windows applications	✓	-	-
Measure functionality in Laser Scans	✓	-	-
Open and download PDF documents	✓	✓	✓
Info points management	✓	✓	✓
Categories management	✓	✓	✓
Share / Exclusion management	✓	✓	✓
Account administration	✓	✓	✓
Project administration	✓	✓	✓